



Your Program Requires You to Use the Time4Care™ Mobile App for Electronic Visit Verification (EVV)

What is EVV?

EVV is technology that knows who you are, records your hours, and your location. When you clock in, and when you clock out, the app will record your location. Your location is not tracked during your shift. Using EVV is one way to be sure that participants receive the care they need.

Why do we need to use it?

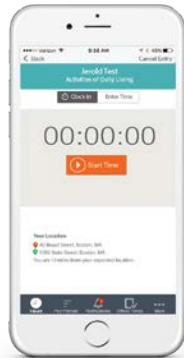
In December 2016, Congress passed the 21st Century Cures Act. The Cures Act new rule needs an Electronic Visit Verification (EVV) to know to clock in and clock out for Home and Community Based Services, including self-direction programs. As a worker, you will need to follow the new rule to offer services for your participant.

How does it work?

The Time4Care mobile app knows the time you start and the end of your shift and uses your phone or tablet's GPS (Global Positioning System) to record your location. Location capture happens only when you "clock-in" using the app and when you "clock-out."

In many cases, the app will work if cell service is not available because your phone or tablet's GPS still knows your location and the Time4Care app continues to reflect time, services and notes in off-line mode.

In this case, data including the time and location of service uploads once the cell phone is in an area with service.



Will I be trained?

Yes, training on how to download and use the mobile app.

What are the benefits for me?

Saves Time – Cuts the extra time that would be needed to enter notes, services and time on paper timesheets.

Cuts down on Errors – Time4Care corrects your entries as you enter them. This will help cut down on typing errors so that timesheets are correct the first time.

Improves Output – Time4Care knows "real-time" data, while you are entering notes and services daily. Regular data collected helps to reduce late timesheet entries leading to delays in payments.

Where Can I Learn More?



You can go to www.publicpartnerships.com/Time4Care/Time4Care_EVV.html for more information about Time4Care.



Time4Care™ Download it Anywhere


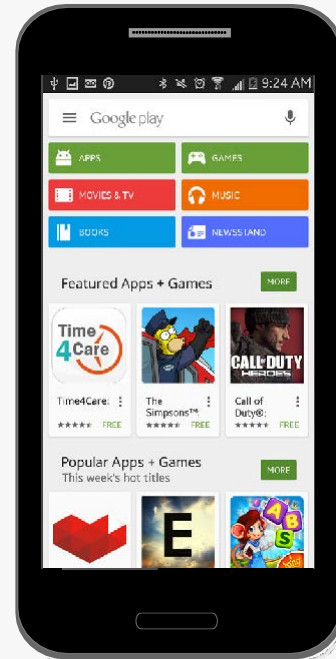
How to download the free* Time4Care™ app on your mobile phone or tablet

iPhone



1. Go to "App Store"
2. Select "Search" at the bottom of the screen
3. Type "Time4Care"
4. Select "Get"
5. Select "Install"

Android



1. Select the "Apps" icon
2. Swipe left and right until you find the Play Store icon. Select it.
3. Search "Time4Care"
4. Select "Install"

* Standard Data Usage Rates May Apply